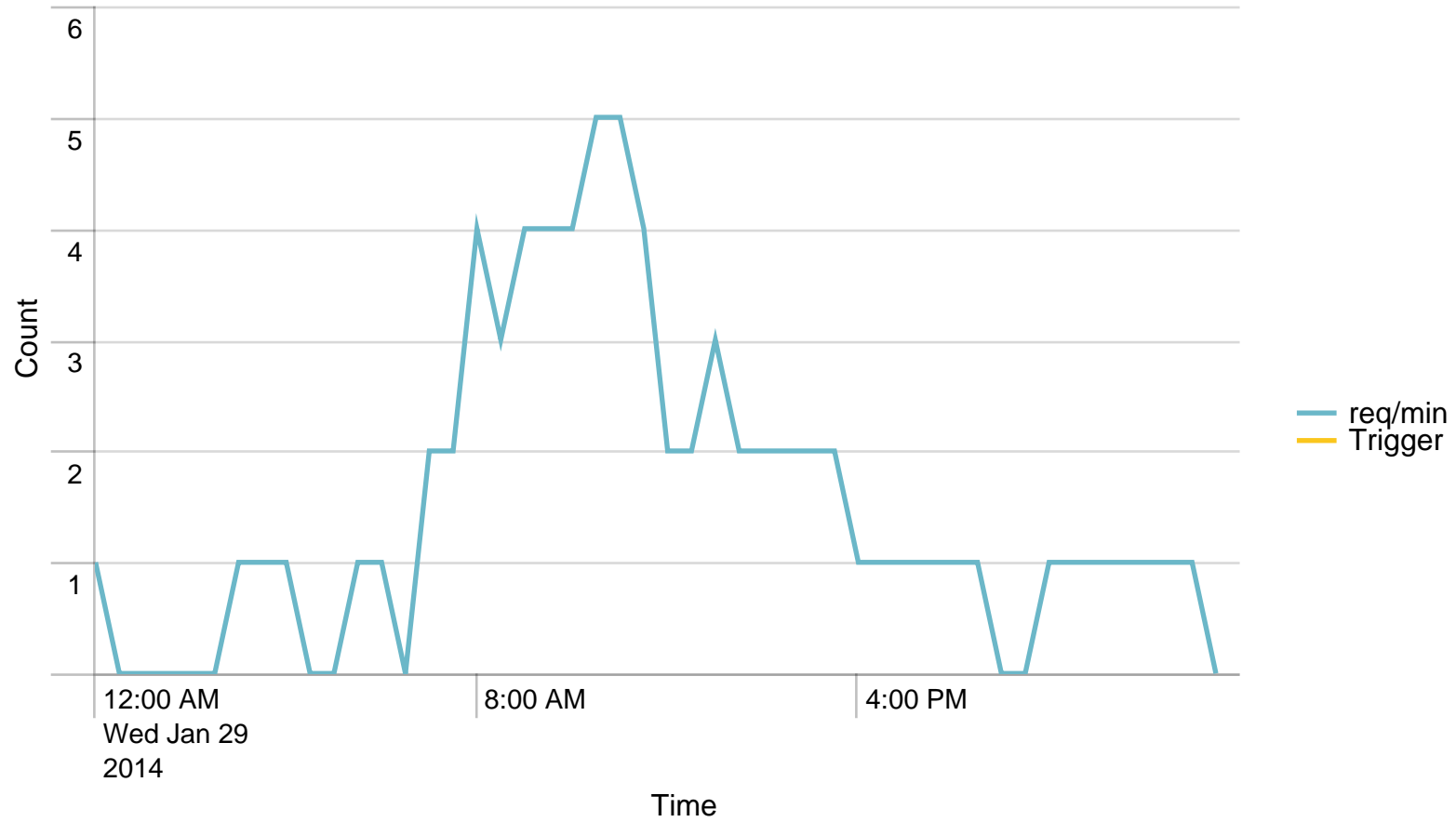


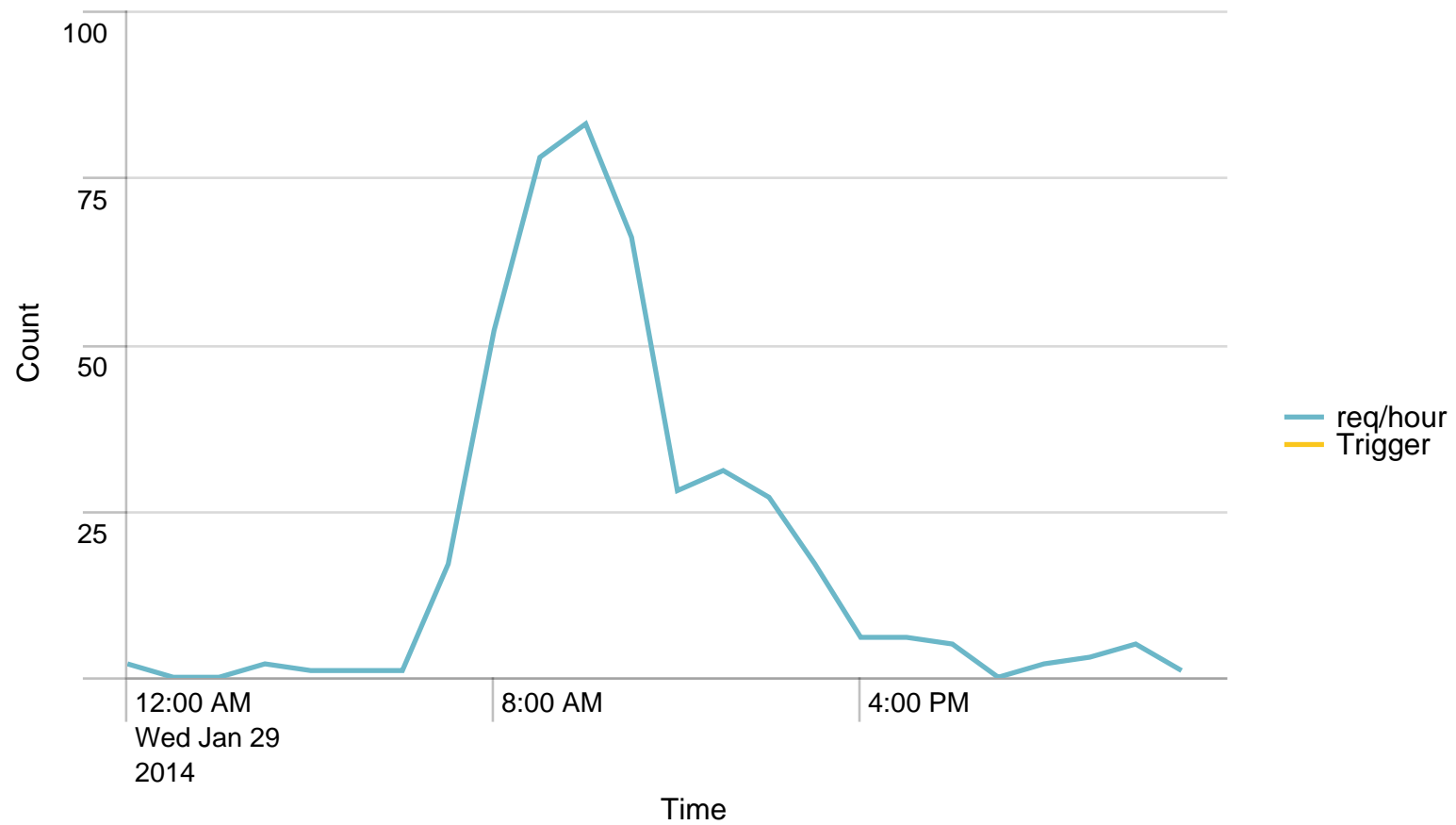
Max Requests / min - 24 hours. Trigger: 864



Alerts - min / last 24 hours

No results found.

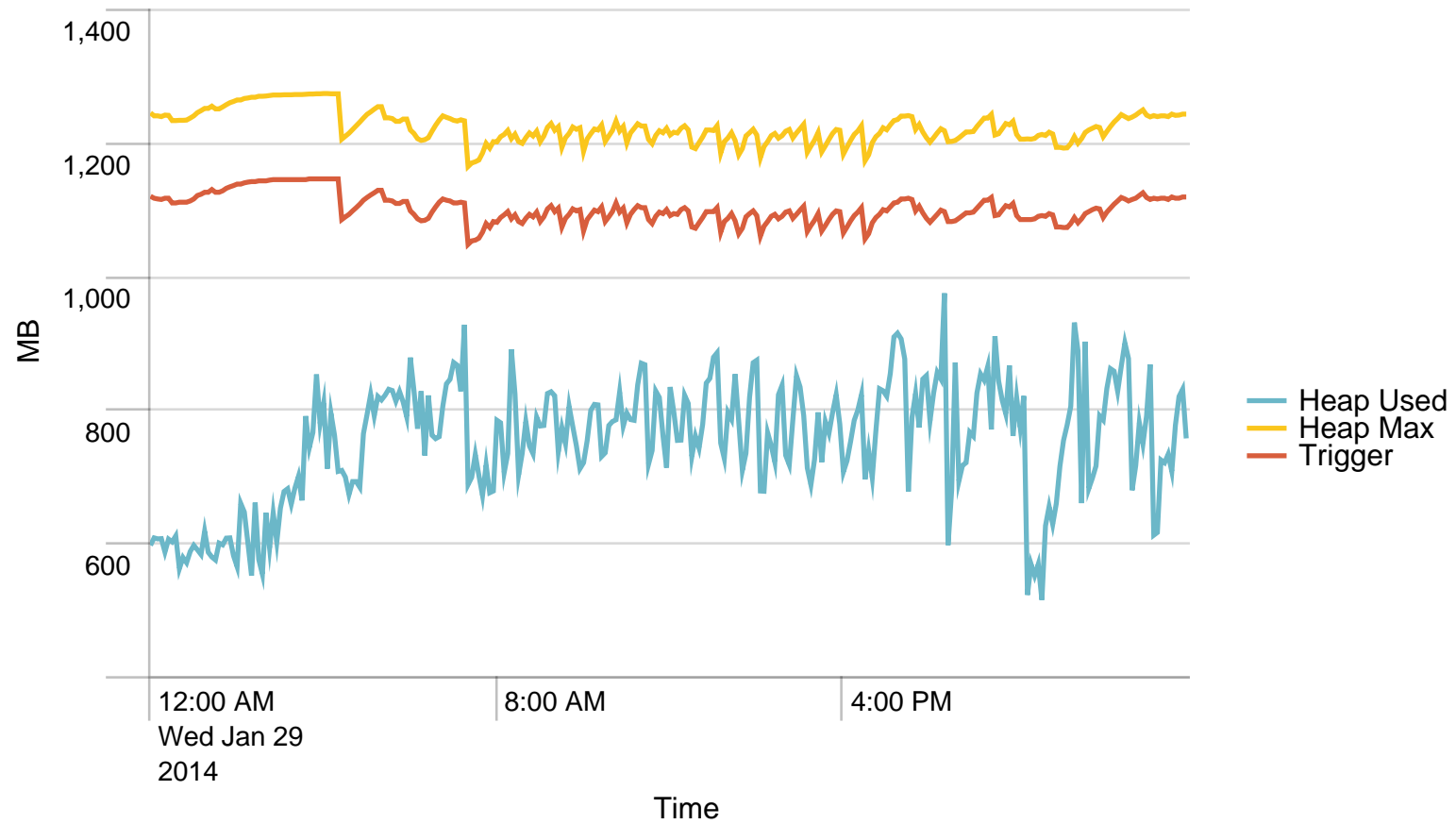
Max Requests / last 24 hours. Trigger: 51840



Alerts - hour / last 24 hours

No results found.

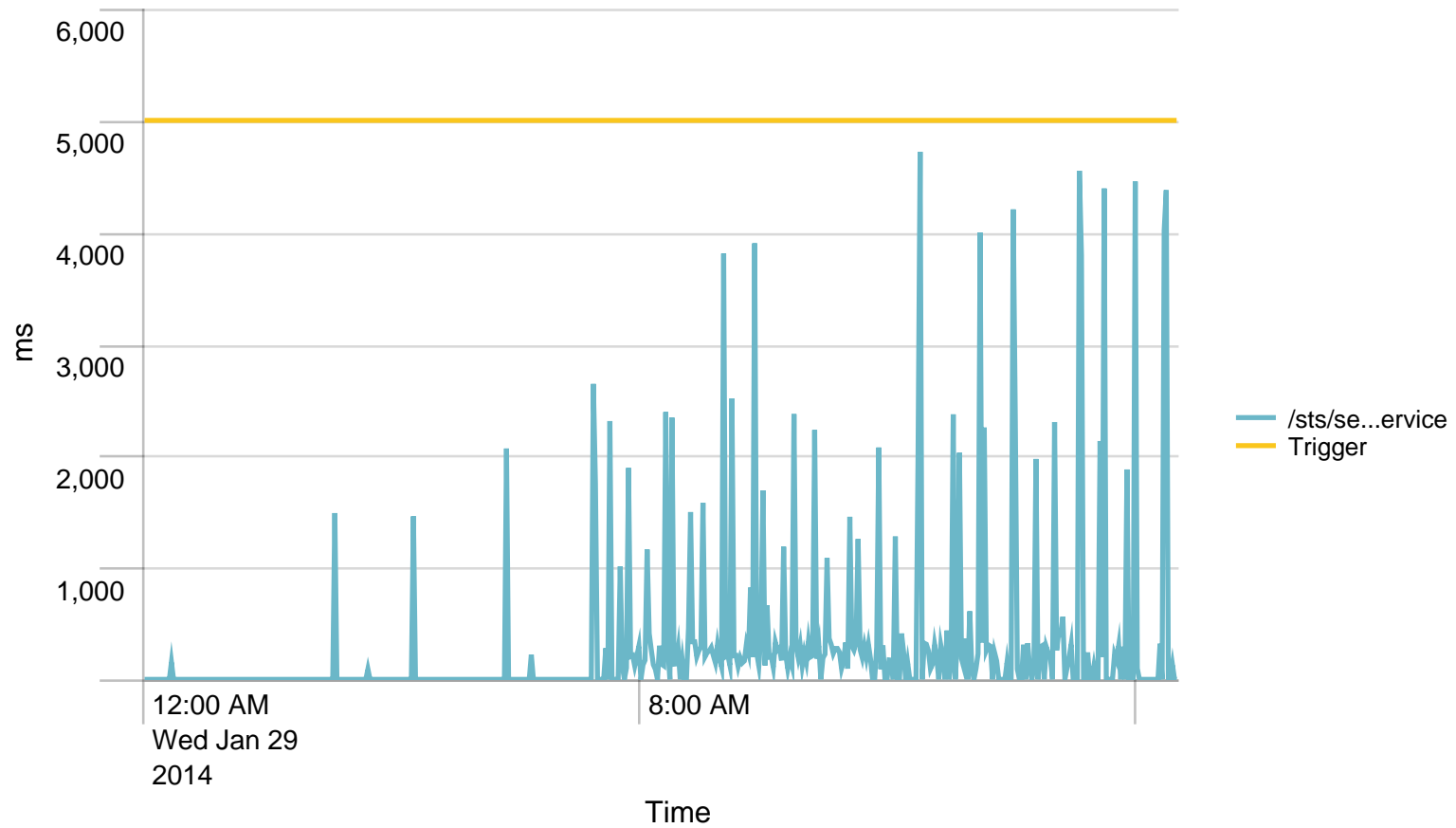
Used Heap (MB) / 5 minutes - last 24 hours. Trigger: 90%



Alerts - Memory / last 24 hours

No results found.

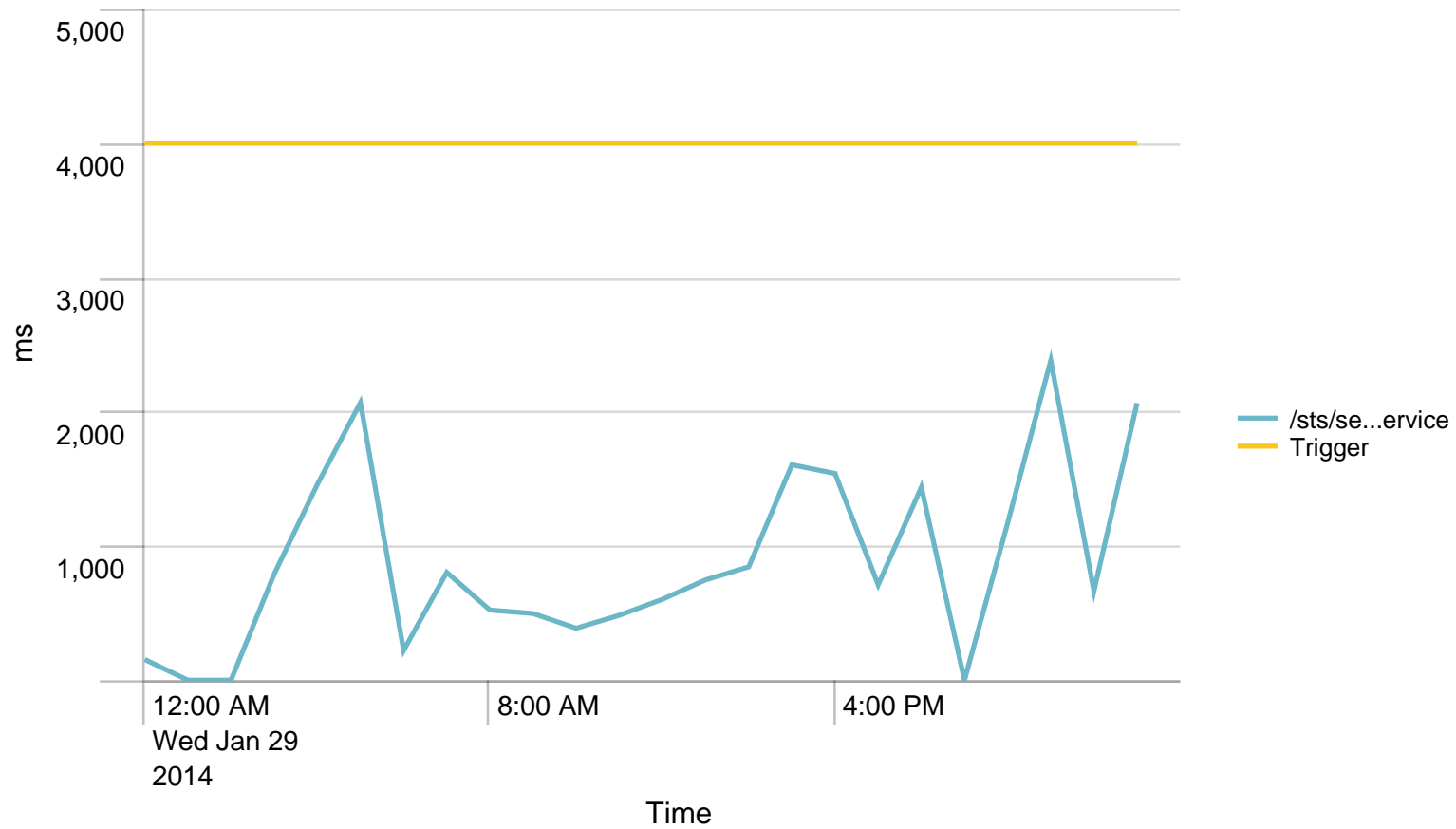
Average response time (ms) pr application / 1 minute - past day. Trigger: 5 sec



Alerts - responsetime / last 24 hours

No results found.

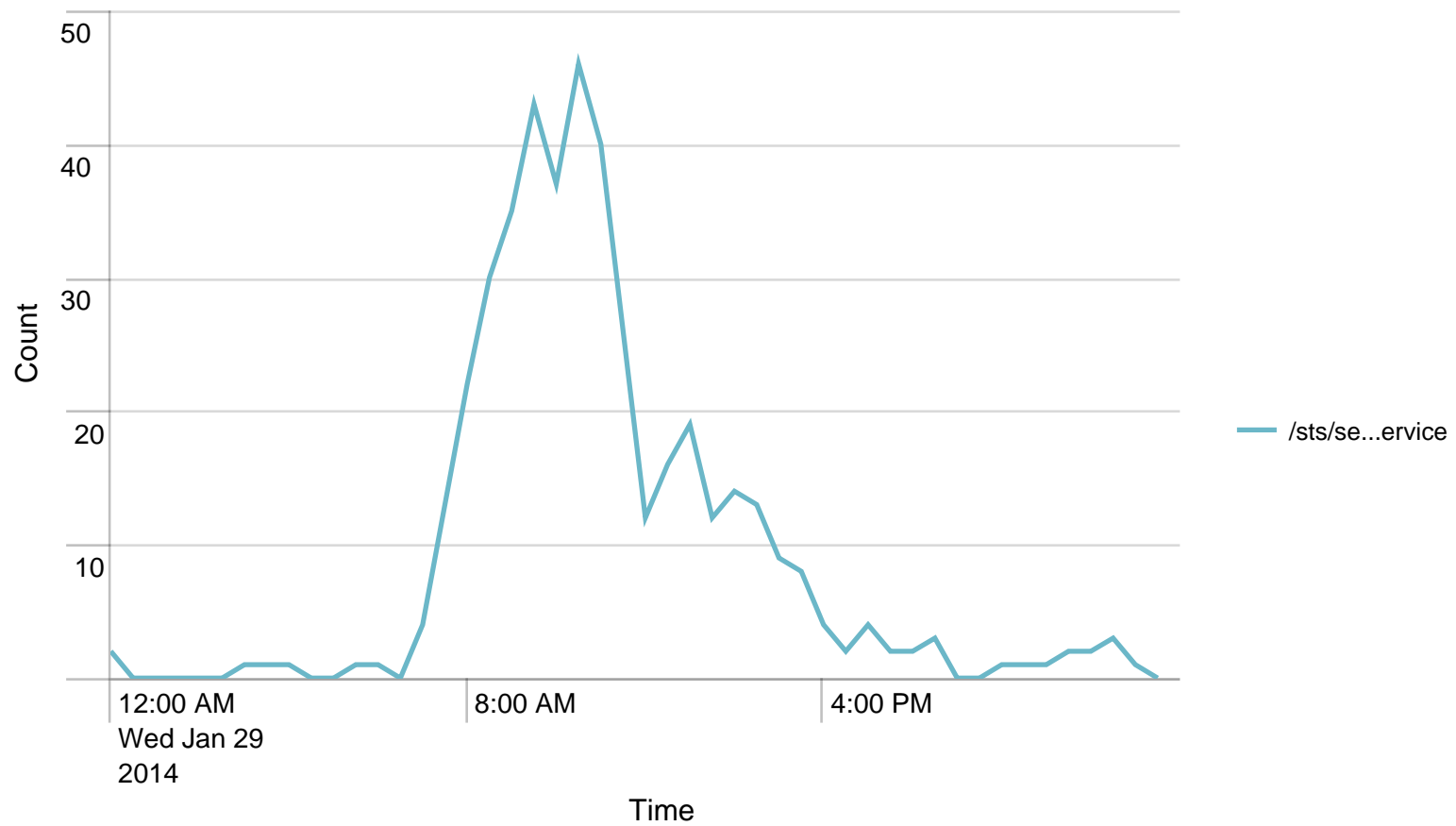
Average response time (ms) pr application / 1 hour - past day. Trigger: 4 sec



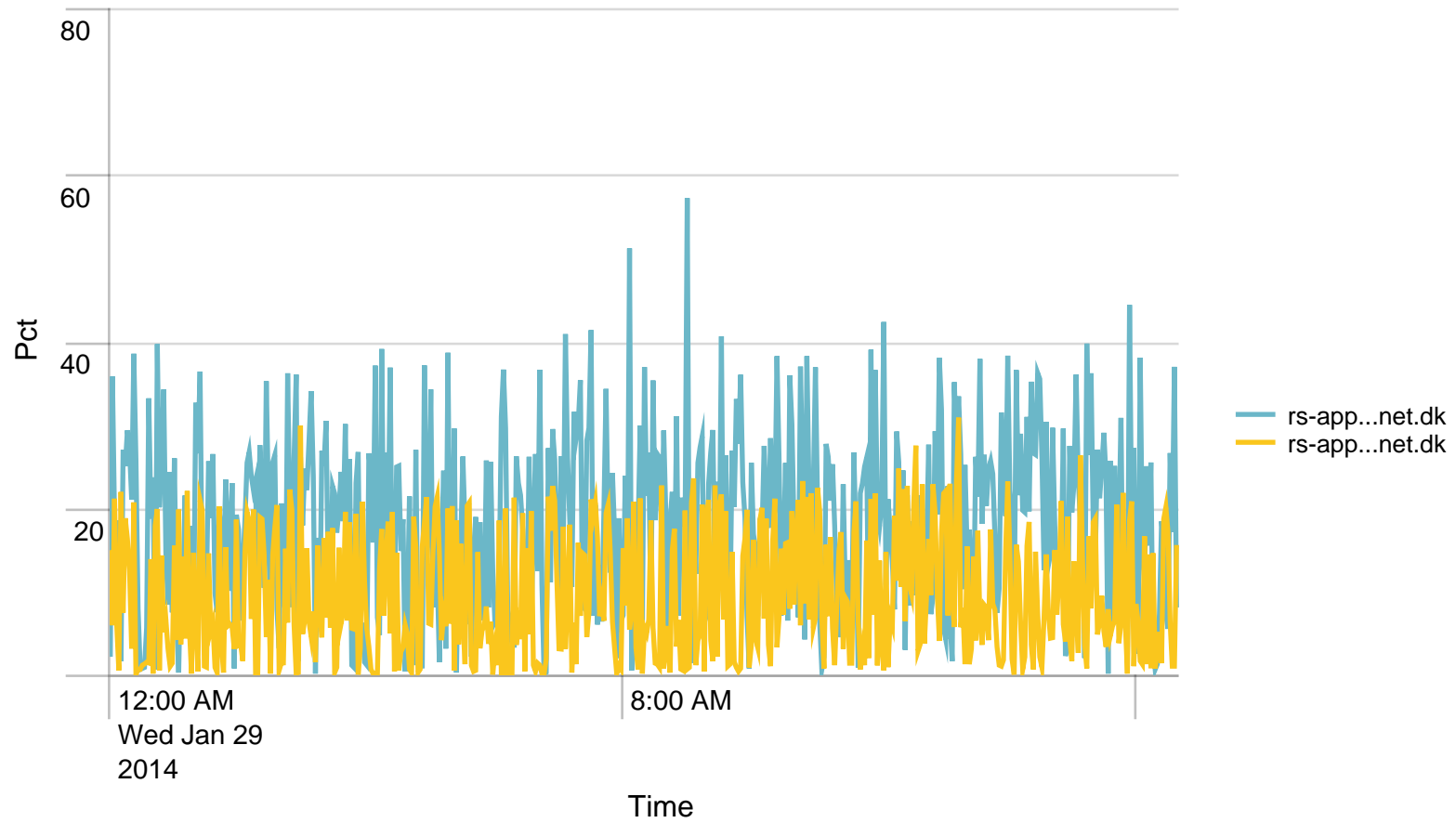
Alerts - responsetime / last 24 hours

No results found.

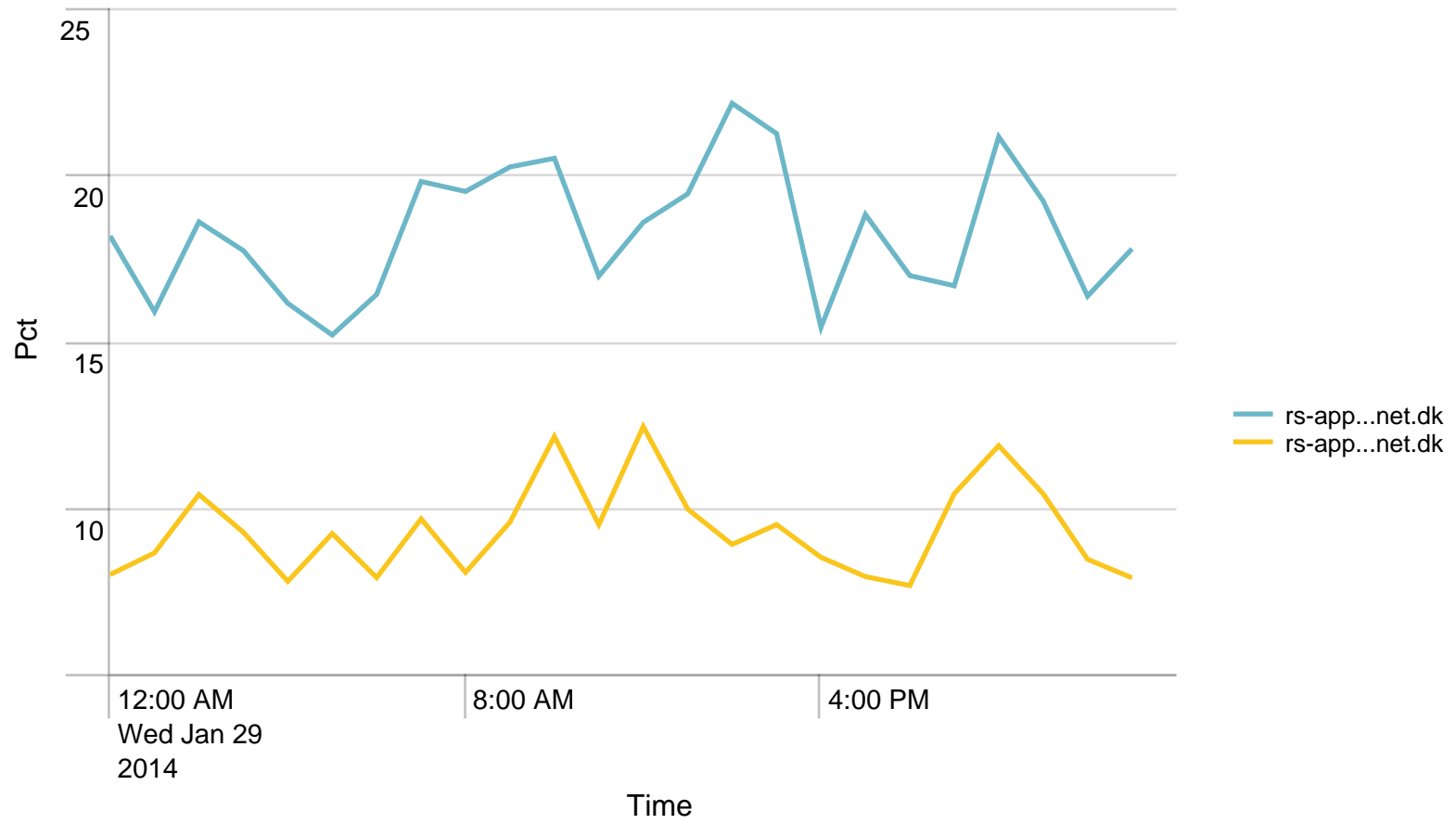
Requests/path/hour - 24 hours



Avg CPU usage/min - 24 hours



Avg CPU usage/hour - 24 hours



Alerts - CPU usage / last 24 hours

No results found.

Avg responstimes(ms)/host to STS - 24 hours

	Time	rs-app03.nspnet.dk	rs-app04.nspnet.dk
1	01/29/2014 00:00:00		155.000000
2	01/29/2014 01:00:00		
3	01/29/2014 02:00:00		
4	01/29/2014 03:00:00		789.500000
5	01/29/2014 04:00:00	1458.000000	
6	01/29/2014 05:00:00		2066.000000
7	01/29/2014 06:00:00		221.000000
8	01/29/2014 07:00:00	864.285714	760.600000
9	01/29/2014 08:00:00	604.076923	439.307692
10	01/29/2014 09:00:00	574.550000	413.868421
11	01/29/2014 10:00:00	358.046512	418.425000
12	01/29/2014 11:00:00	548.312500	422.852941
13	01/29/2014 12:00:00	688.812500	486.666667
14	01/29/2014 13:00:00	842.266667	659.312500
15	01/29/2014 14:00:00	1147.200000	665.294118
16	01/29/2014 15:00:00	1670.555556	1527.750000
17	01/29/2014 16:00:00	1279.500000	2058.000000
18	01/29/2014 17:00:00	643.500000	844.000000
19	01/29/2014 18:00:00	1671.333333	1086.500000
20	01/29/2014 19:00:00		
21	01/29/2014 20:00:00	1169.500000	
22	01/29/2014 21:00:00	2582.000000	1977.000000
23	01/29/2014 22:00:00	210.000000	967.333333

Time
24 01/29/2014 23:00:00

rs-app03.nspnet.dk

rs-app04.nspnet.dk

2064.000000

SoapActions/hour to STS - 24 hours

	Time	VALUE
1	01/29/2014 00:00:00	2
2	01/29/2014 01:00:00	0
3	01/29/2014 02:00:00	0
4	01/29/2014 03:00:00	2
5	01/29/2014 04:00:00	1
6	01/29/2014 05:00:00	1
7	01/29/2014 06:00:00	1
8	01/29/2014 07:00:00	17
9	01/29/2014 08:00:00	52
10	01/29/2014 09:00:00	78
11	01/29/2014 10:00:00	83
12	01/29/2014 11:00:00	66
13	01/29/2014 12:00:00	28
14	01/29/2014 13:00:00	31
15	01/29/2014 14:00:00	27
16	01/29/2014 15:00:00	17
17	01/29/2014 16:00:00	6
18	01/29/2014 17:00:00	6
19	01/29/2014 18:00:00	5
20	01/29/2014 19:00:00	0
21	01/29/2014 20:00:00	2
22	01/29/2014 21:00:00	3
23	01/29/2014 22:00:00	5
24	01/29/2014 23:00:00	1

Average Response time CVR-RID (ms) / min - past day

