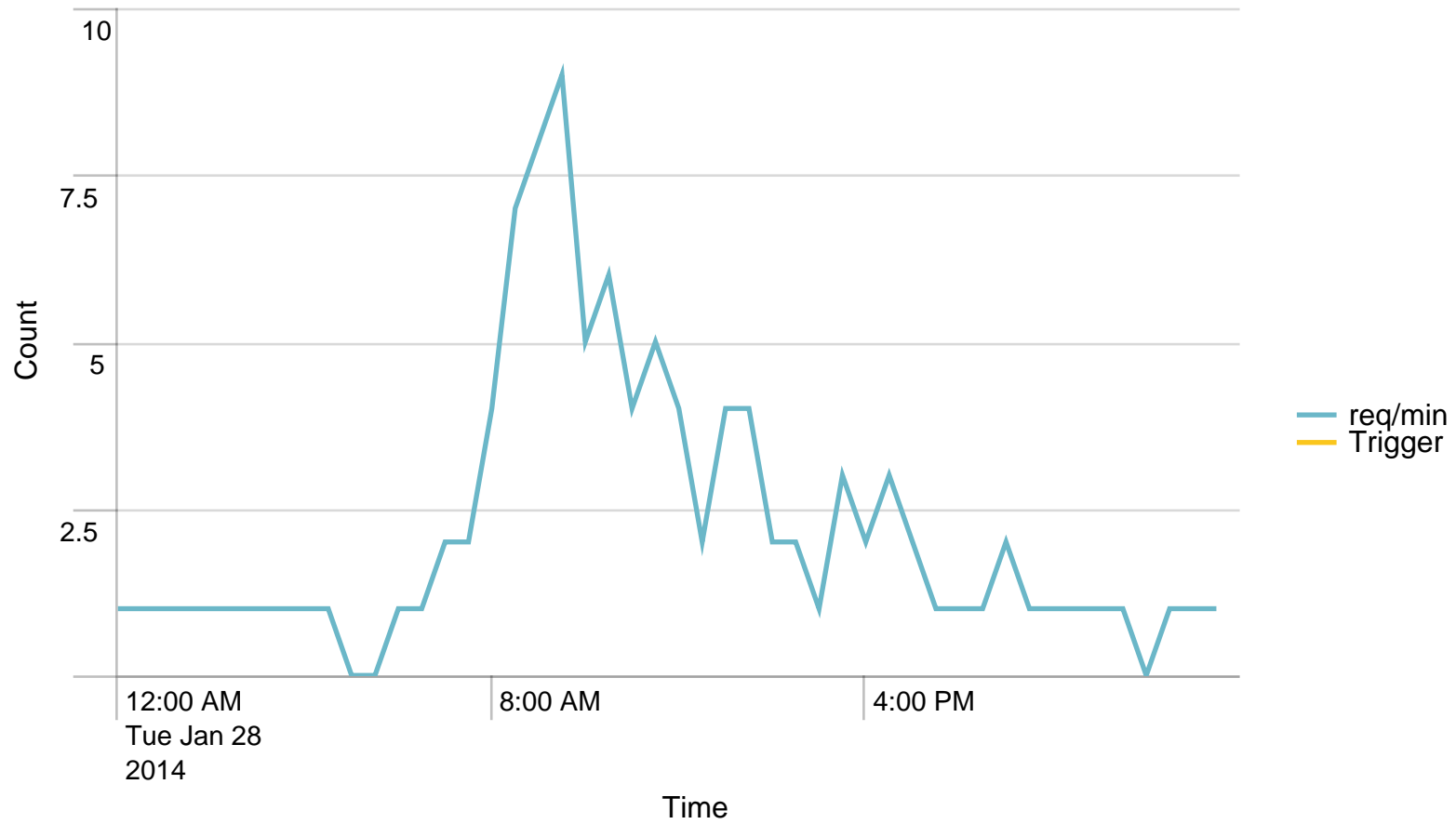


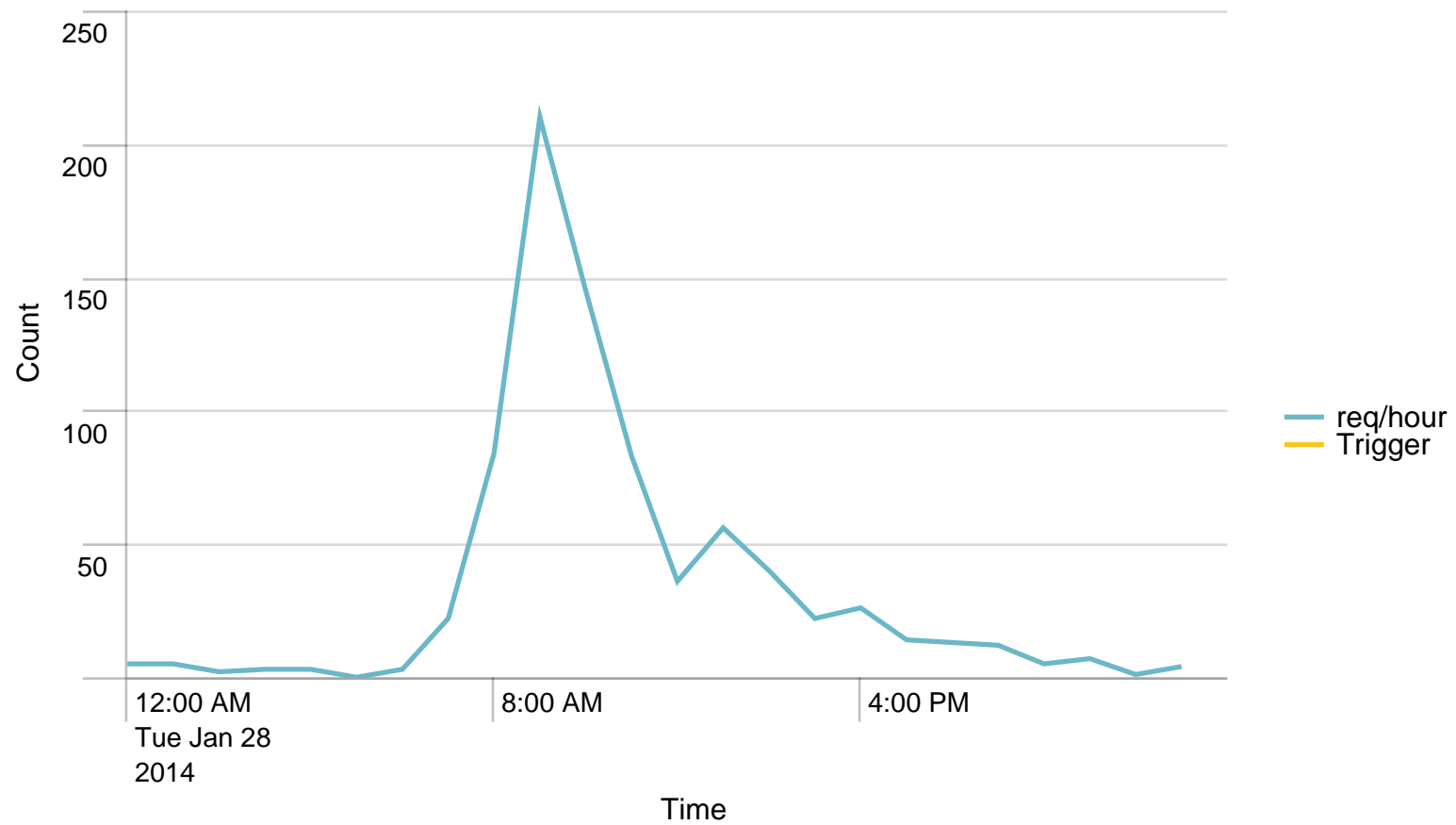
Max Requests / min - 24 hours. Trigger: 864



## Alerts - min / last 24 hours

No results found.

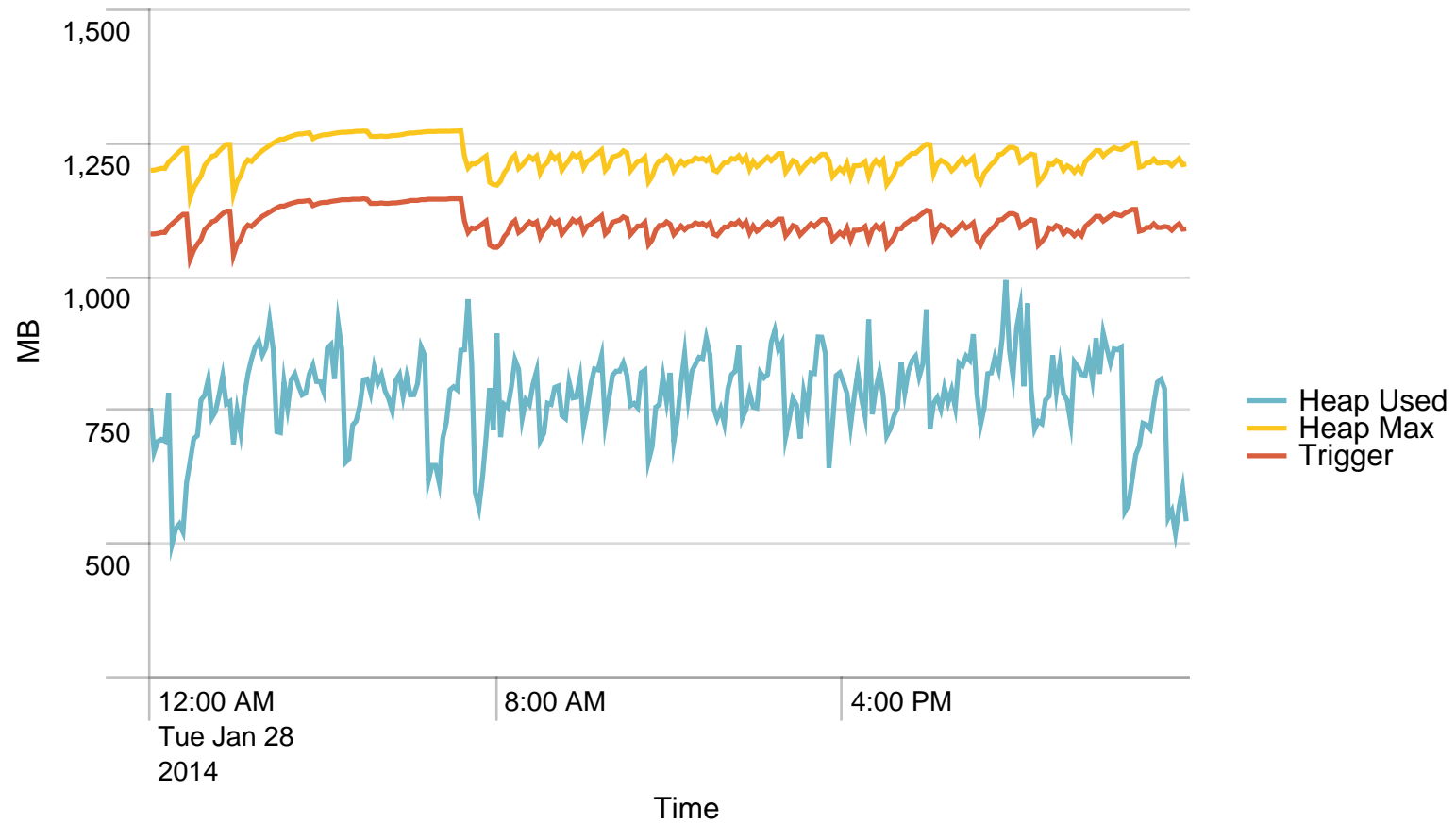
## Max Requests / last 24 hours. Trigger: 51840



## Alerts - hour / last 24 hours

No results found.

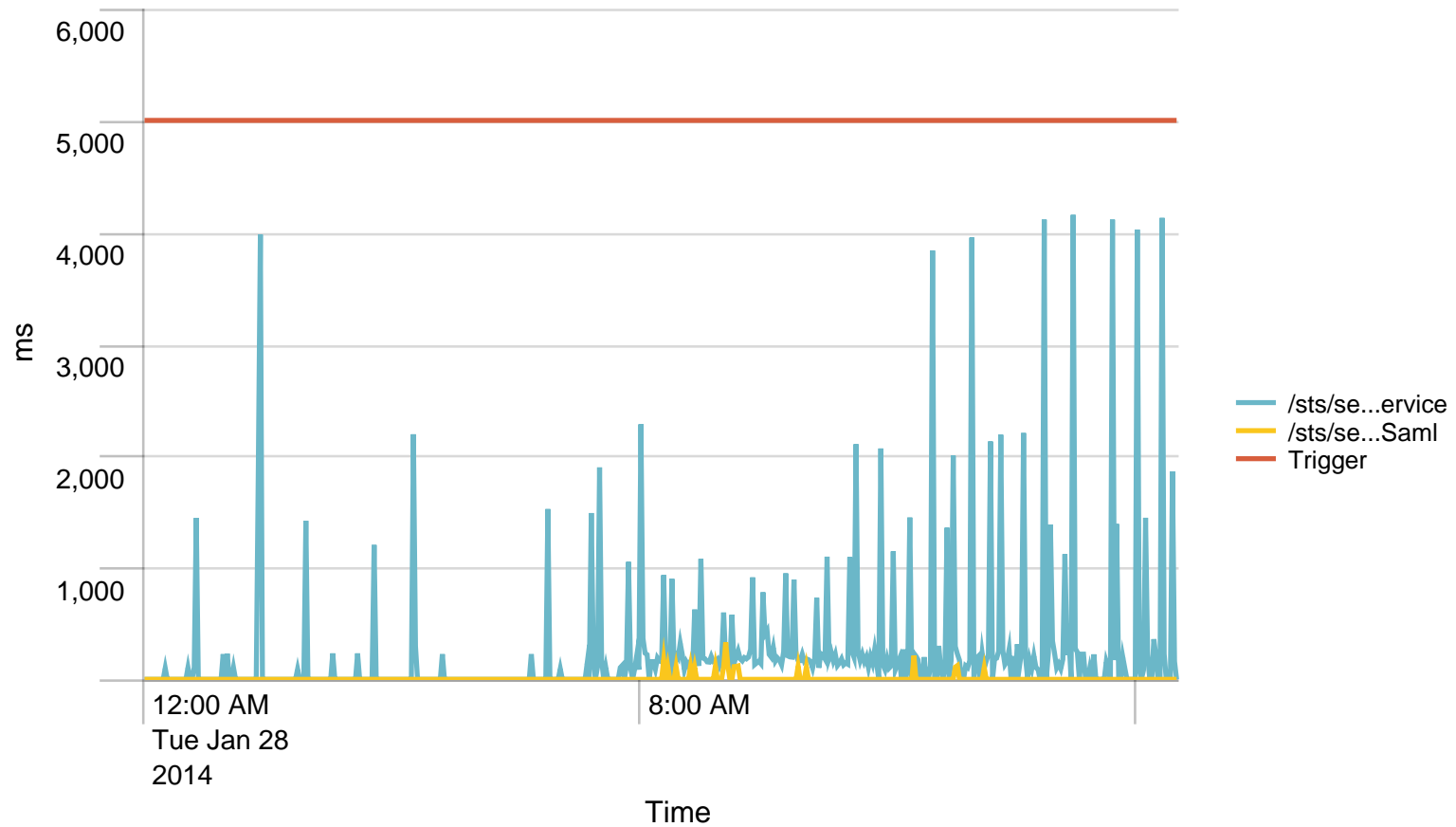
## Used Heap (MB) / 5 minutes - last 24 hours. Trigger: 90%



## Alerts - Memory / last 24 hours

No results found.

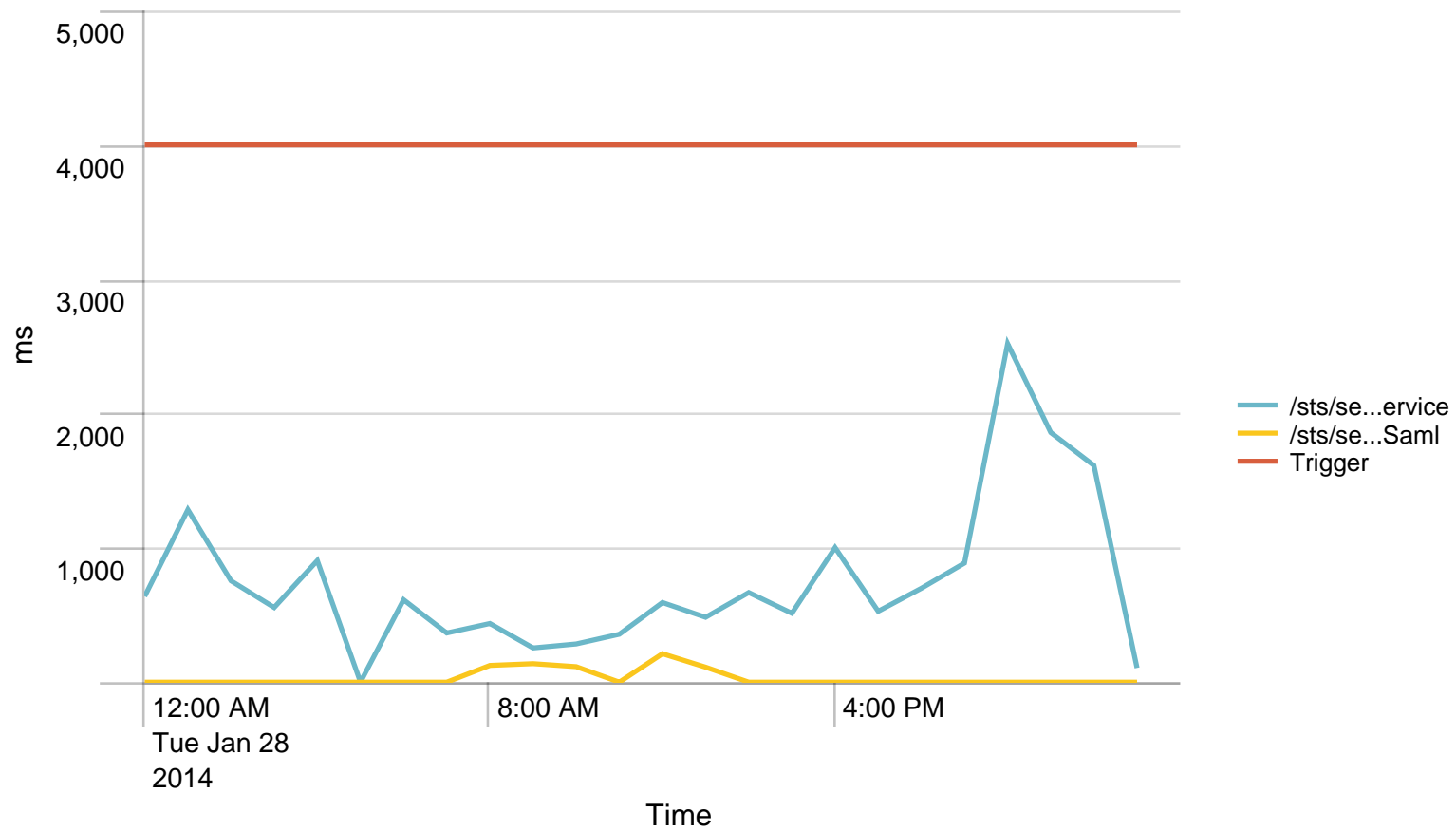
Average response time (ms) pr application / 1 minute - past day. Trigger: 5 sec



## Alerts - responsetime / last 24 hours

No results found.

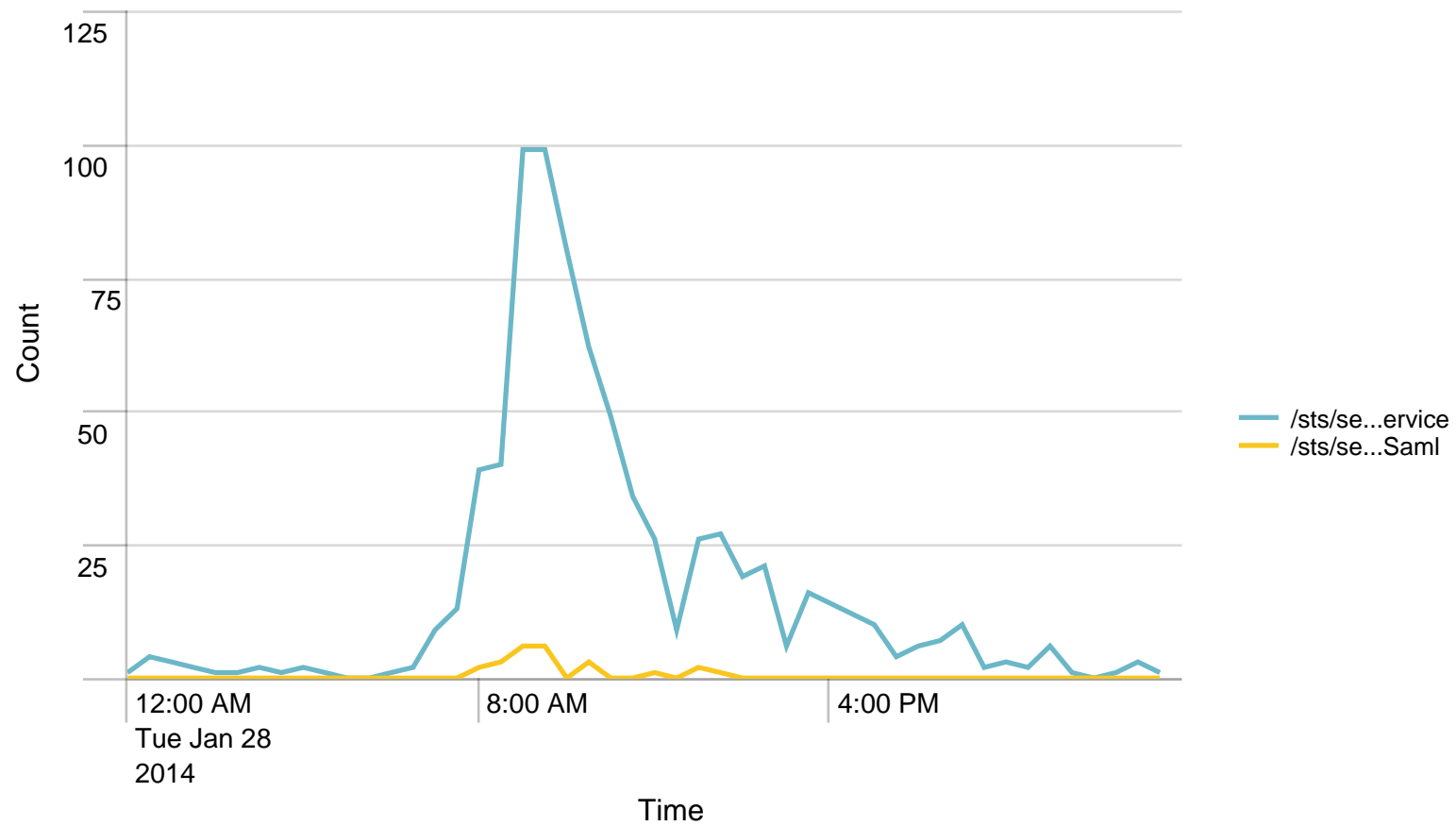
Average response time (ms) pr application / 1 hour - past day. Trigger: 4 sec



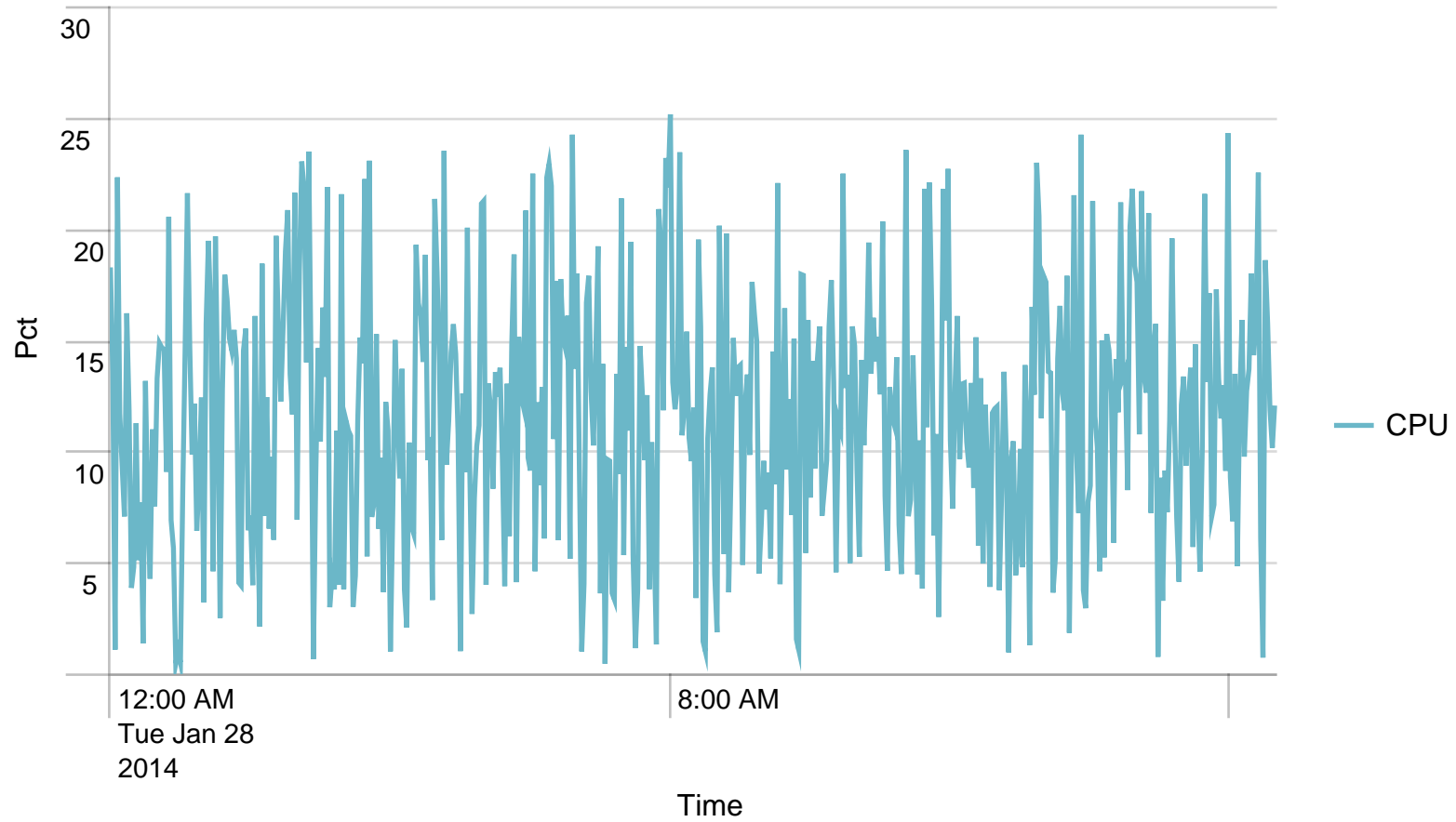
## Alerts - responsetime / last 24 hours

No results found.

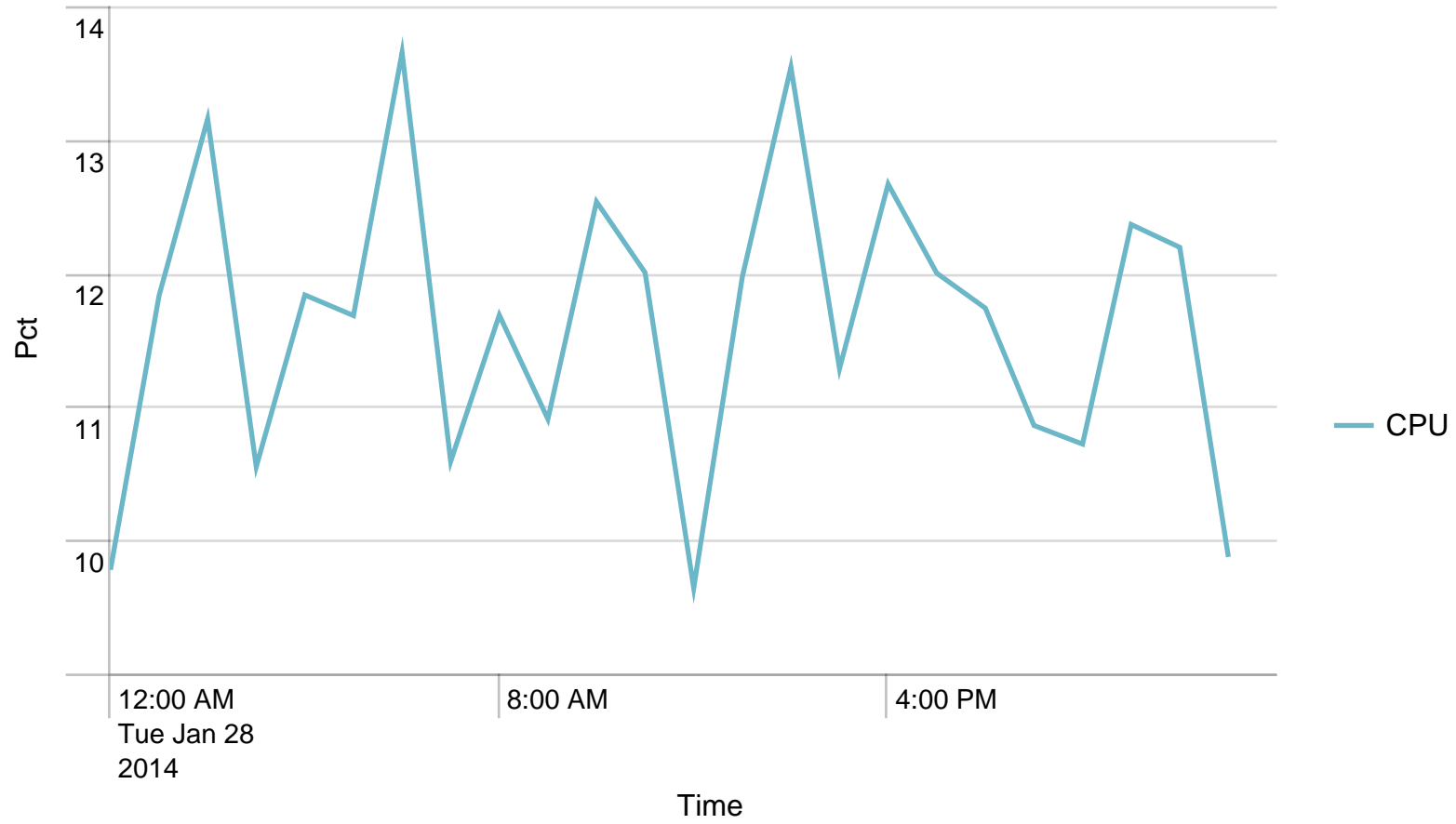
## Requests/path/hour - 24 hours



# Avg CPU usage/min - 24 hours



### Avg CPU usage/hour - 24 hours





## Alerts - CPU usage / last 24 hours

No results found.

## Avg responstimes(ms)/host to STS - 24 hours

	Time	rsj-app03.nspnet.dk	rsj-app04.nspnet.dk
1	01/28/2014 00:00:00	862.000000	491.000000
2	01/28/2014 01:00:00	610.750000	3980.000000
3	01/28/2014 02:00:00	1418.000000	91.000000
4	01/28/2014 03:00:00	231.000000	1203.000000
5	01/28/2014 04:00:00		904.666667
6	01/28/2014 05:00:00		
7	01/28/2014 06:00:00	93.000000	874.500000
8	01/28/2014 07:00:00	329.000000	444.571429
9	01/28/2014 08:00:00	453.282051	388.577778
10	01/28/2014 09:00:00	240.769231	256.500000
11	01/28/2014 10:00:00	282.777778	278.794521
12	01/28/2014 11:00:00	343.348837	371.225000
13	01/28/2014 12:00:00	562.052632	605.529412
14	01/28/2014 13:00:00	497.160000	437.161290
15	01/28/2014 14:00:00	805.100000	529.100000
16	01/28/2014 15:00:00	442.916667	596.500000
17	01/28/2014 16:00:00	886.461538	1117.000000
18	01/28/2014 17:00:00	155.333333	806.875000
19	01/28/2014 18:00:00	705.333333	693.285714
20	01/28/2014 19:00:00	786.166667	986.000000
21	01/28/2014 20:00:00	2076.000000	3185.500000
22	01/28/2014 21:00:00	4248.000000	1460.500000
23	01/28/2014 22:00:00		1613.000000

Time

rsj-app03.nspnet.dk

rsj-app04.nspnet.dk

24 01/28/2014 23:00:00

93.000000

120.000000

## SoapActions/hour to STS - 24 hours

	Time	VALUE	http://docs.oasis-open.org/ws-sx/ws-trust/200512/RST/Issue	http://sosi.org/webservices/sts/1.0/stsService/RequestSecurityToken	
1	01/28/2014 00:00:00	5		0	0
2	01/28/2014 01:00:00	5		0	0
3	01/28/2014 02:00:00	2		0	0
4	01/28/2014 03:00:00	3		0	0
5	01/28/2014 04:00:00	3		0	0
6	01/28/2014 05:00:00	0		0	0
7	01/28/2014 06:00:00	3		0	0
8	01/28/2014 07:00:00	22		0	0
9	01/28/2014 08:00:00	75		5	4
10	01/28/2014 09:00:00	194		12	4
11	01/28/2014 10:00:00	140		3	2
12	01/28/2014 11:00:00	83		0	0
13	01/28/2014 12:00:00	35		1	0
14	01/28/2014 13:00:00	52		3	1
15	01/28/2014 14:00:00	40		0	0
16	01/28/2014 15:00:00	22		0	0
17	01/28/2014 16:00:00	26		0	0
18	01/28/2014 17:00:00	14		0	0
19	01/28/2014 18:00:00	13		0	0
20	01/28/2014 19:00:00	12		0	0
21	01/28/2014 20:00:00	5		0	0
22	01/28/2014 21:00:00	7		0	0
23	01/28/2014 22:00:00	1		0	0
24	01/28/2014 23:00:00	4		0	0

2014-01-29 00:00:00

### Average Response time CVR-RID (ms) / min - past day

