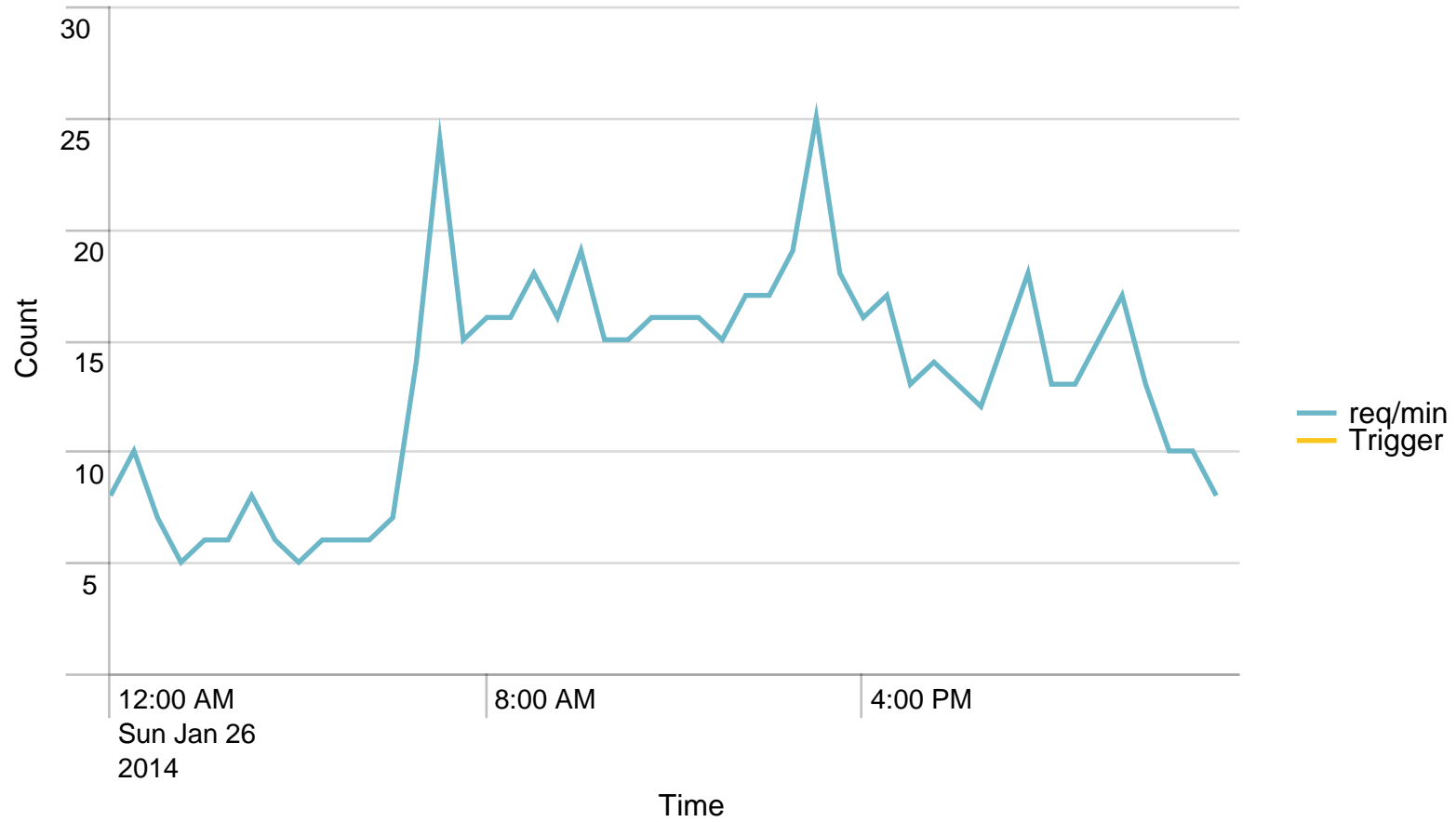


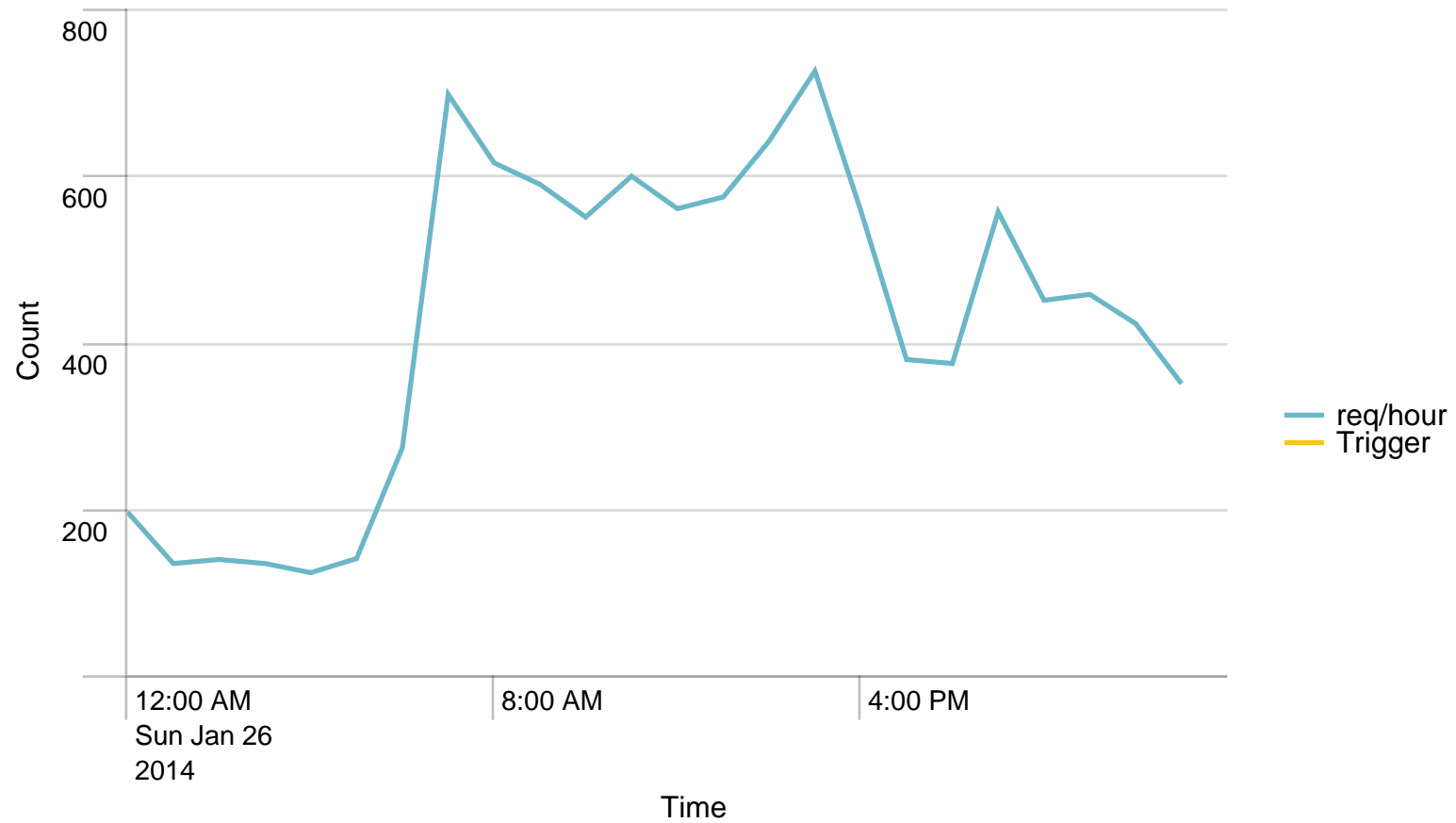
Max Requests / min - 24 hours. Trigger: 864



## Alerts - min / last 24 hours

No results found.

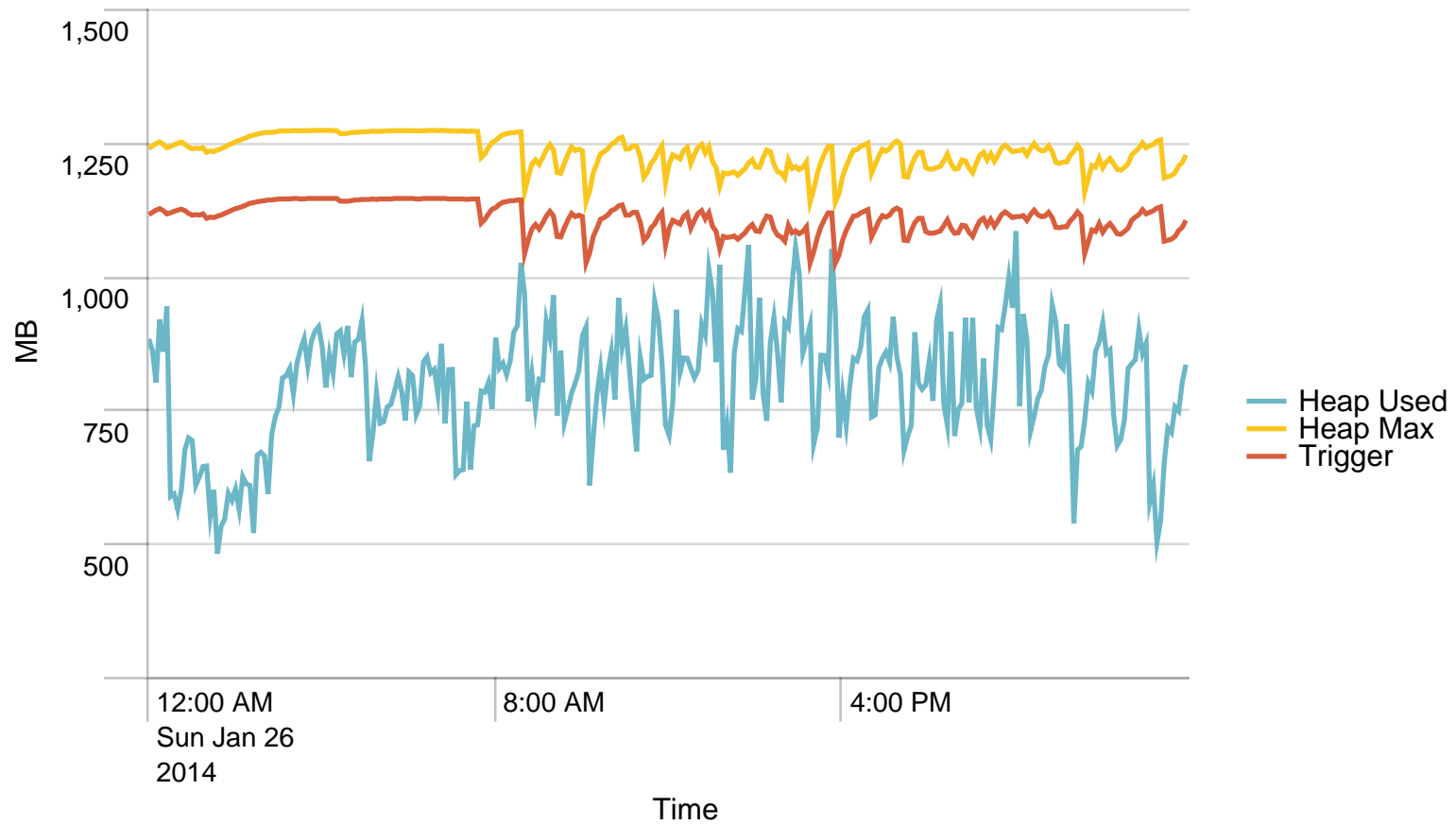
## Max Requests / last 24 hours. Trigger: 51840



## Alerts - hour / last 24 hours

No results found.

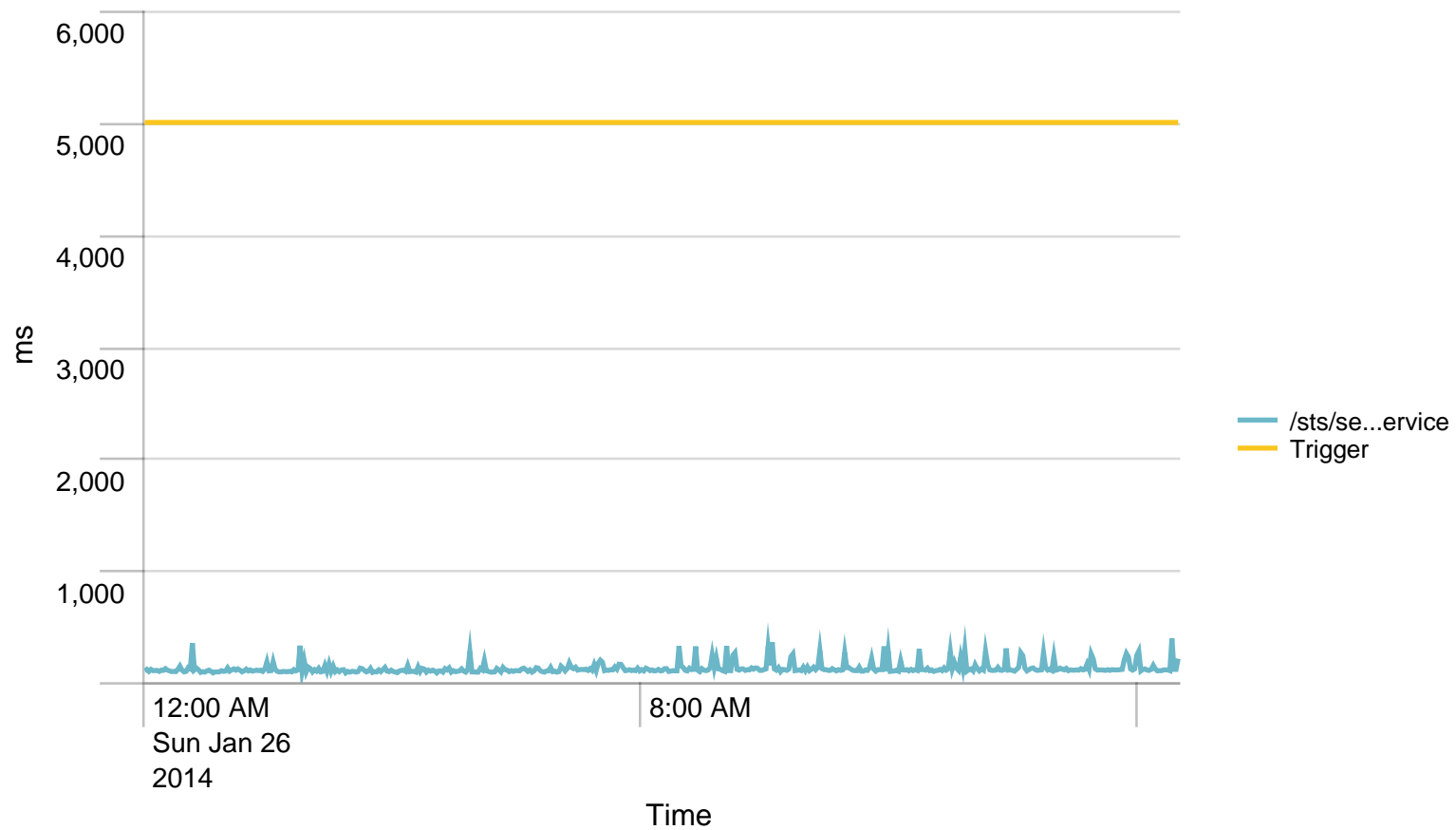
## Used Heap (MB) / 5 minutes - last 24 hours. Trigger: 90%



## Alerts - Memory / last 24 hours

No results found.

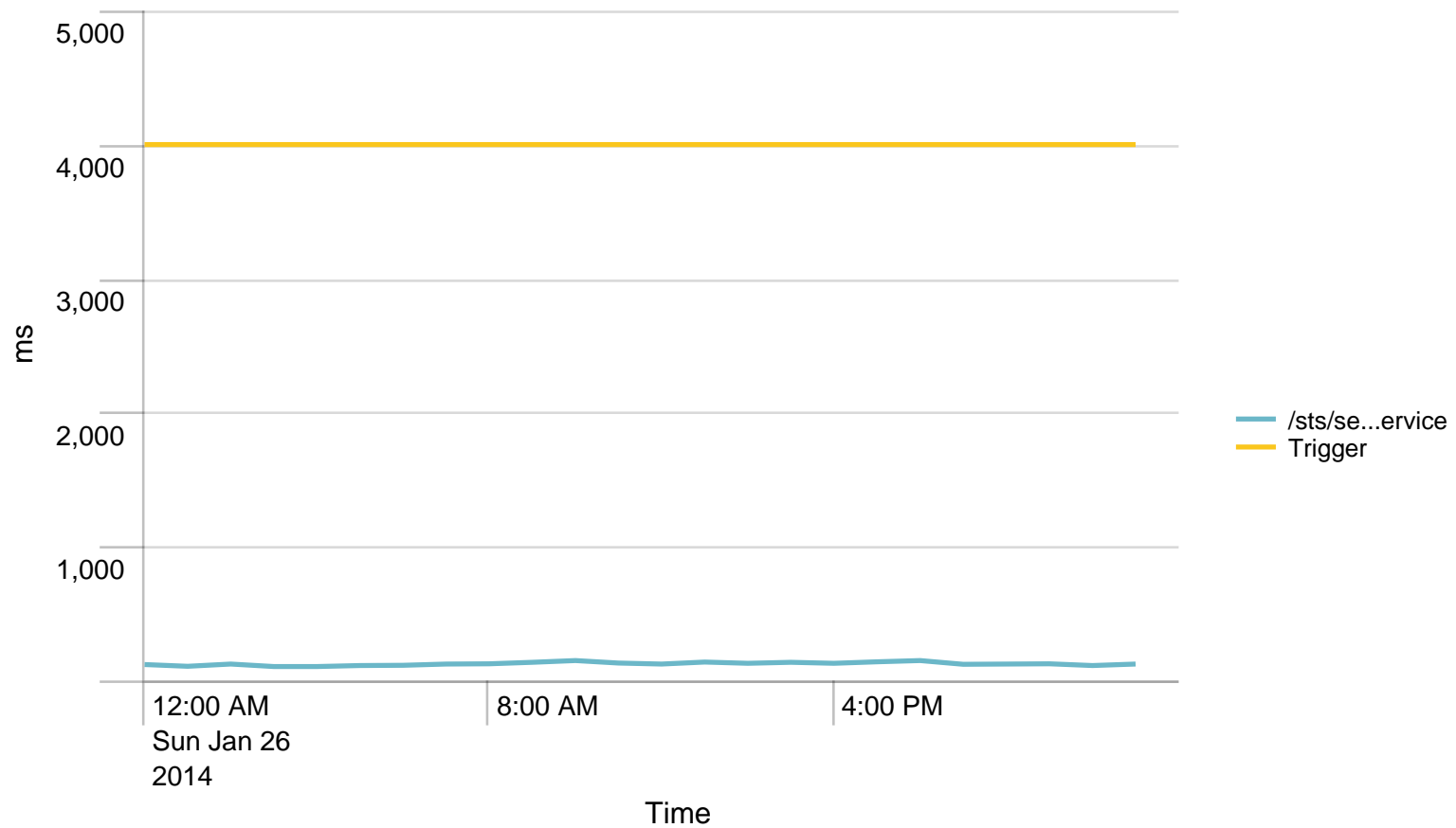
Average response time (ms) pr application / 1 minute - past day. Trigger: 5 sec



## Alerts - responsetime / last 24 hours

No results found.

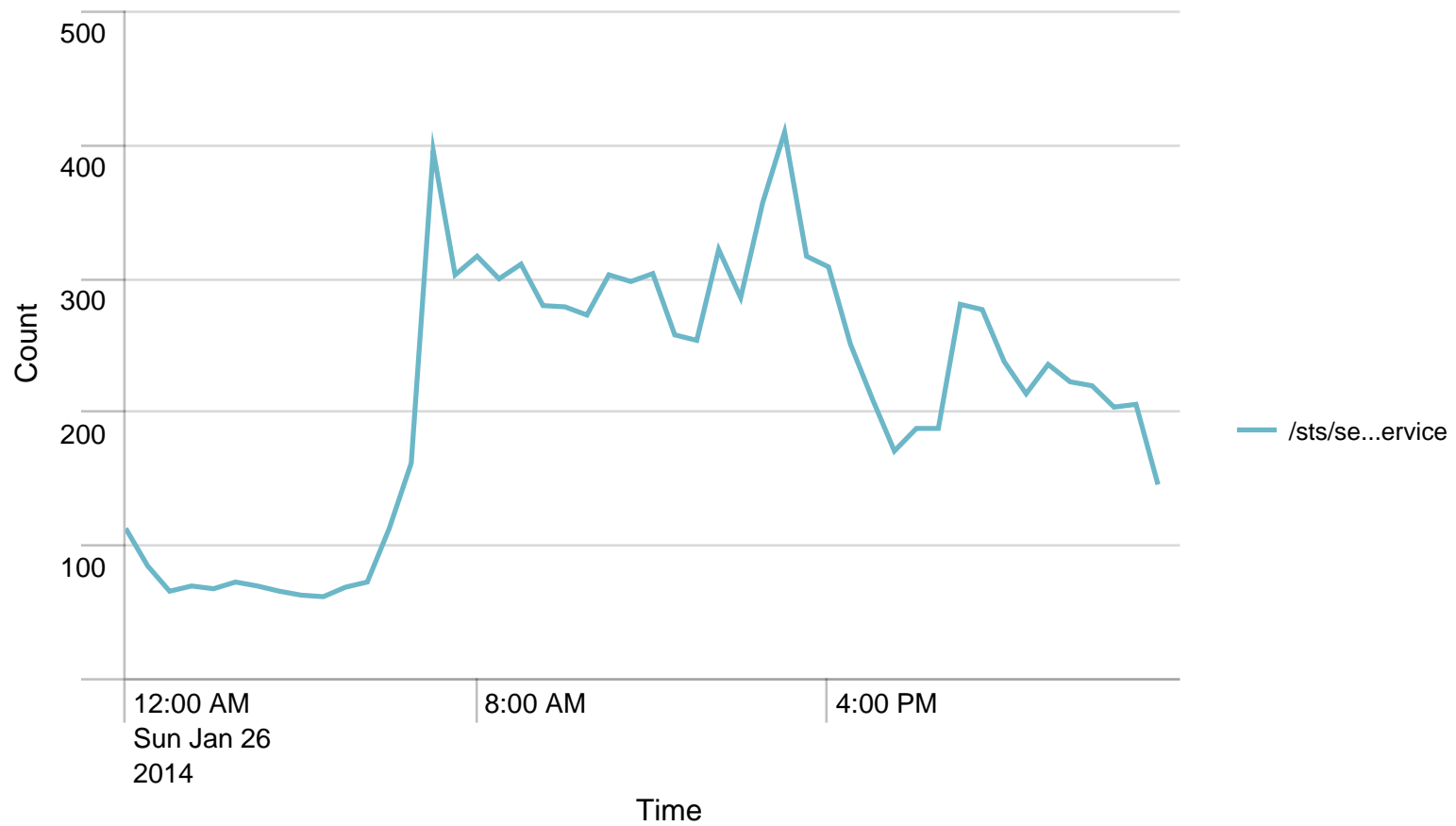
## Average response time (ms) pr application / 1 hour - past day. Trigger: 4 sec



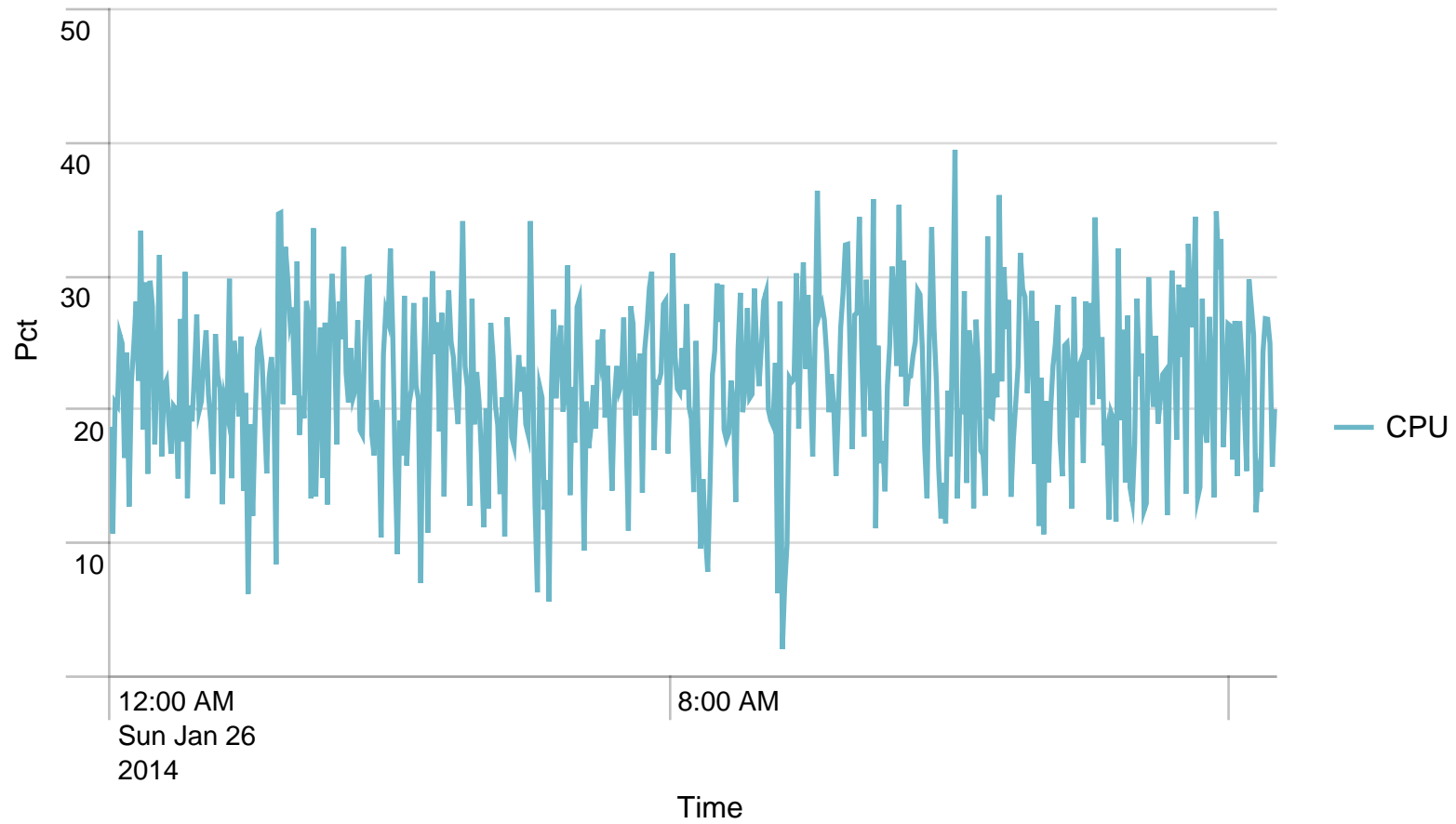
## Alerts - responsetime / last 24 hours

No results found.

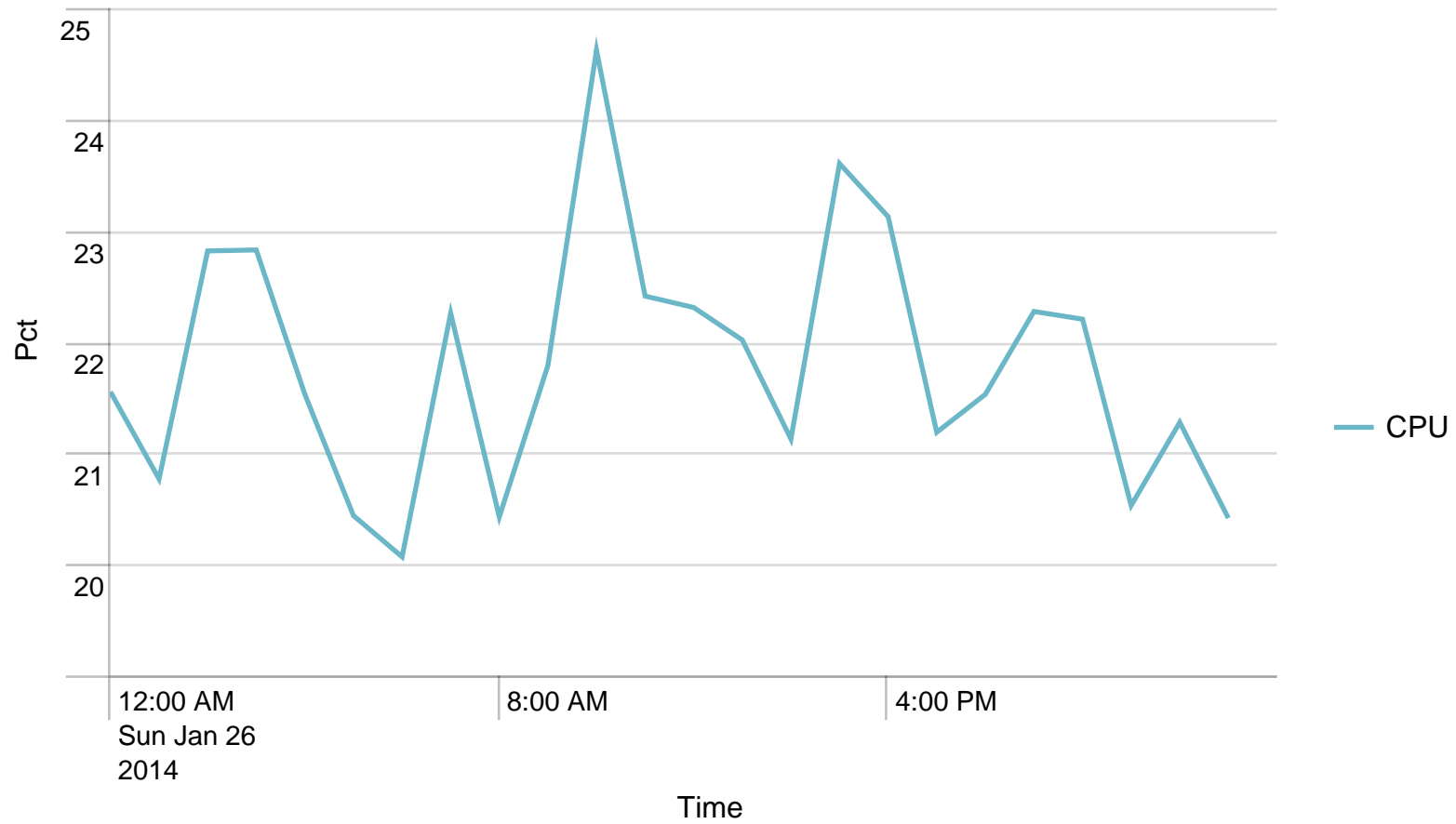
## Requests/path/hour - 24 hours



# Avg CPU usage/min - 24 hours



### Avg CPU usage/hour - 24 hours





## Alerts - CPU usage / last 24 hours

No results found.

## Avg responstimes(ms)/host to STS - 24 hours

	Time	rm-app03.nspnet.dk	rm-app04.nspnet.dk
1	01/26/2014 00:00:00		120.989691
2	01/26/2014 01:00:00		102.720588
3	01/26/2014 02:00:00		132.313433
4	01/26/2014 03:00:00		95.671875
5	01/26/2014 04:00:00		97.000000
6	01/26/2014 05:00:00		117.536232
7	01/26/2014 06:00:00		111.057971
8	01/26/2014 07:00:00		113.613181
9	01/26/2014 08:00:00		107.012987
10	01/26/2014 09:00:00		137.067797
11	01/26/2014 10:00:00		130.032491
12	01/26/2014 11:00:00		133.020202
13	01/26/2014 12:00:00		110.803571
14	01/26/2014 13:00:00		118.125000
15	01/26/2014 14:00:00		122.037383
16	01/26/2014 15:00:00		120.370166
17	01/26/2014 16:00:00		128.519856
18	01/26/2014 17:00:00		137.151832
19	01/26/2014 18:00:00		111.647059
20	01/26/2014 19:00:00		116.848921
21	01/26/2014 20:00:00		105.808036
22	01/26/2014 21:00:00		108.393013
23	01/26/2014 22:00:00		101.033175

Time  
24 01/26/2014 23:00:00

rm-app03.nspnet.dk

rm-app04.nspnet.dk  
105.857955

141.436782

## SoapActions/hour to STS - 24 hours

	Time	VALUE
1	01/26/2014 00:00:00	196
2	01/26/2014 01:00:00	134
3	01/26/2014 02:00:00	139
4	01/26/2014 03:00:00	134
5	01/26/2014 04:00:00	123
6	01/26/2014 05:00:00	140
7	01/26/2014 06:00:00	273
8	01/26/2014 07:00:00	697
9	01/26/2014 08:00:00	615
10	01/26/2014 09:00:00	589
11	01/26/2014 10:00:00	550
12	01/26/2014 11:00:00	599
13	01/26/2014 12:00:00	560
14	01/26/2014 13:00:00	574
15	01/26/2014 14:00:00	641
16	01/26/2014 15:00:00	725
17	01/26/2014 16:00:00	558
18	01/26/2014 17:00:00	379
19	01/26/2014 18:00:00	374
20	01/26/2014 19:00:00	556
21	01/26/2014 20:00:00	450
22	01/26/2014 21:00:00	457
23	01/26/2014 22:00:00	422
24	01/26/2014 23:00:00	350

### Average Response time CVR-RID (ms) / min - past day

